



This form must be submitted with a completed Application Cover Page Form.

1. Applicant details

I am the  Property owner Proceed to 1b  Lessee Provide details below  Agent Authorised by owner/lessee Provide details below

Name

Postal address

Contact details     
Phone Mobile Fax

Email

Preferred means for formal correspondence  Mail  Email  Fax

2. Occupier details - if occupier is not the applicant

Name

Postal address

3. Designation details

Designation reference

Requiring authority

Purpose of works

4. Identify District Plan rules relating to the underlying zoning that are not met by works

District Plan rules not met

Please turn over

OFFICE USE ONLY

Date received	<input type="text"/>	File reference	RG-02-12-03	Pre-application #	<input type="text"/>
Time received	<input type="text"/>	Document #	<input type="text"/>	Application #	<input type="text"/>
Received by	<input type="text"/>	Land ID	<input type="text"/>	Receipt #	<input type="text"/>
Property ID	<input type="text"/>			Amount paid	\$ <input type="text"/>

## 5. Information to be provided

- 5a. Plans and other information that fulfills the information required by section 176(A)(3) to the Resource Management Act 1991.
- (a) The heights, shape and bulk of the public work, project, or work; and
  - (b) The location on the site of the public work, project, or work; and
  - (c) The likely finished contour of the site; and
  - (d) The vehicular access, circulation, and the provision for parking; and
  - (e) The landscaping proposed; and
  - (f) Any other matters to avoid, remedy or mitigate any adverse effects on the environment.
- 5b. Your assessment of what “effect”, if any, your proposal will have, beyond the site boundaries and measures that you propose to reduce the effects to an acceptable level.

## 6. Applicant’s declaration

### PRIVACY STATEMENT:

Information on this form is required to be provided under the Resource Management Act 1991 and is required to process your application. This information including your personal information, has to be made available to the members of the public and media including business organisations upon request. In appropriate circumstances, it may also be made available to other units of the Council, Council’s approved contractors and other government agencies. Under the Privacy Act 2020, you have the right to access the personal information held about you by the Council and you can also request that the Council correct any personal information it holds about you. I confirm that I have read and understood the Privacy Statement above and that the information provided on the application form is true and correct. I also understand that as the applicant, the Council will send all invoices and refunds for fees to me and I will be responsible for, and indemnify the Council in respect of, the payment of all fees in connection with this application. I further understand that all correspondence related to the application will be made to me.

Signature

Date

Name (print clearly)



1. Property details

1a. Site address  
(Specify unit/level number,  
location of building within  
site/block number, building  
name and street name)

1b. Current lawfully  
established use

1c. Legal description

1d. Rapid number

2. Property owner details

2a. Owner name

First name(s)

Surname

2b. Name of additional  
owner(s)/company/trust

2c. Contact person  
(if different from above)

2d. Postal address  
(include postcode)

2e. Contact details

Phone

Mobile

Fax

2f. Email

3. Payer details

3a. Required for invoice

Applicant  
- proceed to 4

Owner  
- proceed to 4

Other  
- provide details below

3b. Name in full

3c. Postal address

4. Description of project

4a. Detailed description  
of the development/  
project

4b. Will business activities take place when building is completed?

















Yes

No

Please turn over

5. NPDC applications for this project

OFFICE USE ONLY

	Application attached	Have applied already (write the application number if known)	Information provided
<b>5a. Common applications</b>			
 Project information memorandum .....	<input type="checkbox"/>	<input type="text"/>	<input type="checkbox"/>
 Building consent .....	<input type="checkbox"/>	<input type="text"/>	<input type="checkbox"/>
 Vehicle crossing .....	<input type="checkbox"/>	<input type="text"/>	<input type="checkbox"/>
 Encroachment licence .....	<input type="checkbox"/>	<input type="text"/>	<input type="checkbox"/>
 Land use resource consent .....	<input type="checkbox"/>	<input type="text"/>	<input type="checkbox"/>
 Deemed permitted boundary activity notice.....	<input type="checkbox"/>	<input type="text"/>	<input type="checkbox"/>
 Subdivision resource consent .....	<input type="checkbox"/>	<input type="text"/>	<input type="checkbox"/>
 Sewer connection/disconnection .....	<input type="checkbox"/>	<input type="text"/>	<input type="checkbox"/>
 Stormwater connection/disconnection.....	<input type="checkbox"/>	<input type="text"/>	<input type="checkbox"/>
 Water connection/disconnection .....	<input type="checkbox"/>	<input type="text"/>	<input type="checkbox"/>
<b>5b. Non-residential applications</b>			
 Discharge of trade waste consent .....			<input type="checkbox"/>
 Alcohol licensing .....			<input type="checkbox"/>
 Food premises registration .....			<input type="checkbox"/>
 Health Act registration .....			<input type="checkbox"/>
(Hairdressing, camping ground, funeral parlour, offensive trade)			
 Beauty registration .....			<input type="checkbox"/>
<b>5c. Other project authorisations</b>			
 Swimming pool registration .....			<input type="checkbox"/>
 Temporary obstruction on road reserve .....			<input type="checkbox"/>
 Temporary road closure .....			<input type="checkbox"/>
 Easements through NPDC-owned reserve land .....			<input type="checkbox"/>
<b>5d. Other project requirements</b>			
 Rapid number request .....			<input type="checkbox"/>
 Contractors parking space reservation .....			<input type="checkbox"/>
 Existing street damage declaration .....			<input type="checkbox"/>



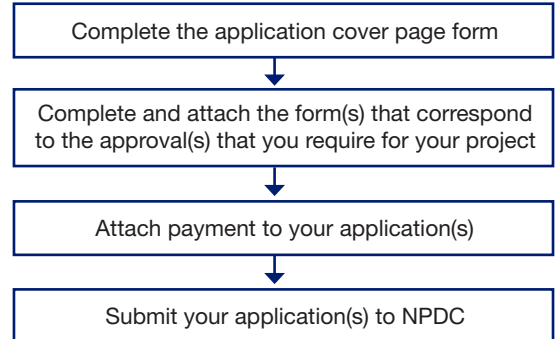
Explanations in this guide are intended to assist you to complete the application cover page form - numbers on the form relate to the explanatory notes in this guide.

### How to use the application cover page form

New Plymouth District Council (NPDC) administers a number of Acts on behalf of central government. Each Act sets out specific requirements on what type of activities or projects need to be approved under that legislation.

This application form is designed to offer you an integrated way to apply for multiple approvals or NPDC services and achieve compliance for your project.

You only need to submit one application cover page form if you are applying for multiple approvals at one time.



### Notes to assist completion of your application cover page form

#### 1. Property details

##### 1a. Site address

- Write the physical address where the project will take place.

If the building has a name, please include it in the site address. PO Box addresses are not acceptable.

Example:

- Unit 4, 3rd Floor, XYZ Building, 123 Devon Street West, New Plymouth.
- PO Box 456, New Plymouth.
- 3rd Floor, XYZ Building, 123 Devon Street.

For properties that are undergoing subdivision, use the address indicated on the Land Transfer Plan with section 223 certificate endorsed.

#### DISCLAIMER: BUILDING CONSENT APPLICATIONS ACCEPTED FOR LAND UNDERGOING SUBDIVISION

The owner/applicant accepts that the issue of a building consent as requested in an application does not provide any assurance or representation by NPDC that legal title to the land is now or will ever become available and the owner/applicant should take legal advice before commencing construction work.

##### 1b. Current, lawfully established use

- Write the lawfully established use of the building.

If you do not know this, please describe to the best of your knowledge. For example: single residential dwelling, shop, takeaway bar, warehouse.

##### 1c. Legal description

Every property has a unique legal description assigned to it. This information is given on your rates instalments invoice or record of title.

- Write the legal description of the property.

Example:

- Lot 1 DP 2345
- S PT SEC 678 DP 901

##### 1d. Rapid Number

- If the project is in a rural area and you have purchased a rapid number, write this number in the space provided.

#### 2. Property owner details

- Write the name and contact details for all owners. Include any company or trust name.
- If the property is owned by a company, partnership or trust, write the name of the person representing the organisation.

#### WATER BILLING

If you are applying for a water connection and it needs to be metered, water billing will be sent to this address.

Indications and guidelines issued by NPDC are provided with the intention of helping people to understand the legislation. They are however offered on a 'no liability' basis and in any particular case those concerned should consult their own legal adviser.

### 3. Payer details

- Indicate who will receive the invoice.

### 4. Description of project

#### 4a. Detailed description of the development/project

- Describe the nature and scope of all parts of the project.

For example:

- New one-storey single residential dwelling.
- Three stand-alone two-storey dwellings, each with their own vehicle access and attached carport.
- Replace bath with shower.
- Install woodfire to replace existing open fireplace.
- Repile existing building and improve drainage.
- Excavating soil for a farm track within 50m of a sand dune.
- Boundary adjustment to increase the size of Lot 2 DP 3456 and decrease the size of Lot 3 DP 3456.

- New café, with the intention to use a portion of the footpath and the space above it for additional seating capacity.

#### 4b. Will business activities take place when building is completed?

- Tick yes if the building is to be used for business activities after it is completed, e.g. operating a business from home, take-away shop, production of chemical products, factory, orchard and shop, etc.
- Tick no if the building is to be used purely for residential purposes.

### 5. NPDC applications for this project

- Tick to indicate all applications that the application cover page form relates to.

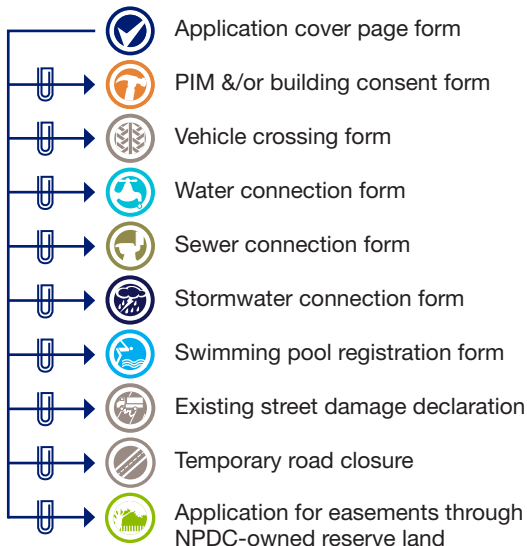
Using this form for multiple applications saves you writing the same information more than once.

- Where an application has already been lodged for this project, write the application, licence or consent number.

This will help NPDC to assist you in managing your whole project.

#### Examples of projects requiring multiple NPDC applications

If you are building a new house with a swimming pool in an urban area, and the site is such that you need to build over NPDC pipes, you may need to complete all of the following applications:



If you are building a garage on the boundary and installing a vehicle crossing, complete:



If you are operating a restaurant/café/bar, with tables on the footpath, complete:



If you are converting your residential garage into a hairdressing salon, complete:



#### Not sure what approvals you need?

Refer to the appropriate checklist for your application.

If you still have questions, visit the Civic Centre in Liardet Street, New Plymouth and discuss your project with an NPDC officer, or phone NPDC on 06-759 6060.