

Your bin family and kerbside collection service



Working together
to achieve **Zero Waste**



newplymouthnz.com/Recycling

Your bin family

NPDC is working towards Zero Waste going to landfill from our district.


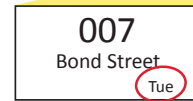
Our kerbside collection service operates on a fortnightly system for landfill, glass and mixed recyclables and a weekly pick up for food waste.

Each of your bins have different tastes and pick-up schedules, as pictured below.



When to put out your bins

Check the sticker on the side of your bins for your collection day.



Your bins are collected on different weeks.



For your bins' schedule, download the NPDC Recycling and Rubbish app, which can give you weekly reminders on which bins to put out. Or use the Recycling and Rubbish Day Search at newplymouthnz.com where you can also download a collection calendar.



Place your bins and crate at the kerbside by **7am**.

Your food scraps bin is collected from the kerbside every week.

Your glass crate and landfill bin are collected together every two weeks, then your recycling bin goes out the next week.



Recycling Week



Glass and Landfill Week





Para Kai Food Scraps



✓ Please feed your food scraps bin only:



Bones

Bones from meat and fish, meat scraps, cooled fats



Food scraps

Fruit, vegetables, meat, bread, dairy and cooked food. These can be wrapped in newspaper.



Kitchen paper towels



Green scraps

Indoor cut flowers



Drink scraps

Coffee grounds, tea leaves and paper tea bags



Shells

Egg shells and seafood shells



Karaehe Glass



✓ Please feed your glass bin only clean glass with no lids:



Glass bottles



Glass jars

✗ **Don't** feed your food scraps bin:



Plastic or compostable bags



Plastic-lined coffee cups or food containers



Compostable food or drink containers



Compostable packaging



Pet waste

Other composting options:



Tissues, serviettes
Home compost or landfill bin



Liquids



Grass clippings and green waste
Home compost, transfer station or commercial green waste collection

✗ **Don't** feed your glass recycling bin:



Window glass
Building reuse shop (unbroken), or wrapped for the landfill bin (broken)



Broken glass
Wrap broken items well in newspaper or plastic packaging to protect our waste collectors, and place in the landfill bin



Light bulbs
Wrap well in newspaper or plastic packaging to protect our waste collectors, and place in the landfill bin.

Other re-use or recycling options:



Television or computer screens
e-waste recycling at New Plymouth Transfer Station



Liquids
Empty and rinse bottles first, then recycle



Food
Empty and rinse jars of all food items, then recycle



Drinking glasses (unbroken)
Second-hand shop



Pyrex or other glass cookware
Second-hand shop

If you compost at home, keep it up! Composting is a great way to process green waste and compostable items that can't be accepted in your food scraps bin. **Items placed down a sink disposal unit go to the landfill, so it's best to use your food scraps bin.**



Hangarua Recycling



Please feed your recycling bin only these empty and clean recyclable items, with no lids:



Paper and cardboard



Egg cartons



Plastic containers with a number 1, 2 or 5 in a triangle



Milk bottles
(do not squash)



Soft drink bottles



Cleaning bottles
(remove trigger)



Tin cans
(labels can stay on)



Aluminium cans



Empty aerosol cans
(remove cap)



Don't feed your recycling bin:



Plastics that have the number 3, 4, 6 or 7



Coffee cups and lids



Plastic bags



Drink cartons



Polystyrene



Soft plastic packaging and film



Lids



Nappies

Other re-use, recycling or composting options:



Dirty recycling
Clean and recycle, or landfill bin



Electrical items
Second-hand shop (working items), e-waste recycling at New Plymouth Transfer Station



Food scraps
Food scraps bin or home compost



Clothes, toys and shoes
Second-hand shop (good condition)



Packaging made of more than one material
Separate them first. Plastic to landfill bin, cardboard to recycling



Garden waste
Home compost, transfer station, or commercial collection



Pots and pans
Second-hand shop or scrap metal recycling



Medical waste
Discuss options with your local pharmacy



Ruapara Landfill



✓ To work towards Zero Waste, please feed your landfill bin only these loose items:



Nappies, pet waste and hygiene products



Plastic bags and soft plastic wrapping/packaging



Plastics without a recycling triangle symbol



Plastics that have the number 3, 4, 6 or 7



Drink cartons



Expanded polystyrene



All lids



Non-compostable plants
or noxious weeds such as Tradescantia/wandering willy or wild ginger, but no other green waste



Coffee cups and lids



Broken glass
Please wrap in newspaper

✗ Don't feed your landfill bin:



Lithium batteries
Take to the New Plymouth Transfer Station



Medical waste and needles
Discuss options with your local pharmacy



Garden or green waste
Home compost, transfer station or commercial collection



Hazardous waste or chemicals
Take to New Plymouth Transfer Station



Paints, solvents and chemical containers
Take to New Plymouth Transfer Station



Hot ash
Cool, and then compost at home or wrap in landfill bin



Reusable items
Take quality items to a second-hand shop



Electronics or electrical appliances
e-waste recycling at the New Plymouth Transfer Station, or scrap metal collectors



Liquids

Caring for your bins



Wash your bins and crate regularly to keep them clean. A lid latch for your landfill and/or recycling bin is available to keep items from spilling out. Pick one up from any of our service centres or the NPDC Civic Centre on Liardet Street for free.



Bins belong to the property so please leave them if you move.



Contact us straight away about any lost, stolen or damaged bins and crates. Replacements may incur a fee.

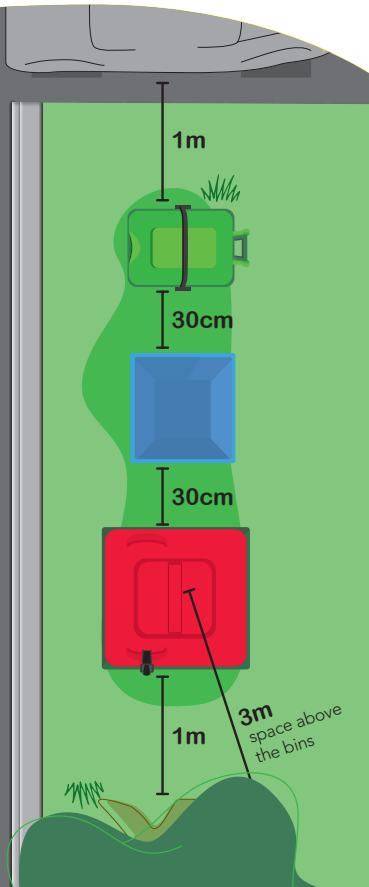
How to position your bin family on collection day

When you put your food scraps out for collection, make sure you lock the bin lid closed by putting the handle up.



Place the front of each bin so that it faces the street, with wheelie bin handles away from the street.


Leave your bins as close as you can to the kerb, but avoid blocking the footpath or any entrances.



Preparing items for your recycling bins

To make sure recyclables get recycled (and won't have to go to the landfill), follow these easy steps:


Empty and rinse out all your containers to remove liquids and food scraps. Dirty containers will go to the landfill.



Leave items loose and unbagged. Stacked recyclables cannot be separated and plastic bags clog up our sorting machinery.



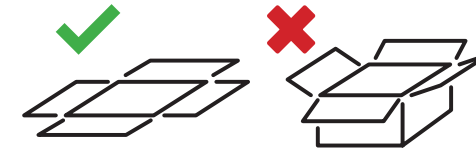
Remove lids and place them in the landfill bin. Labels can stay on.



Leave plastic bottles unsquashed so that our machinery can sort them.



Flatten cardboard to make more space in your recycling bin.



Remember: our recycling bins thrive on a diet of clean, lidless items without any plastic bags to get stuck in their throats, so thanks for prepping items correctly!

What happens once my bins are emptied?

Food Scraps



These are taken to a commercial composting facility where they get turned into compost for gardens, putting nutrients back into the soil.

Keeping food scraps out of the landfill helps to lower the volume of greenhouse gases that are produced, reducing our contribution to climate change.

Recycling



These get hand-sorted by people working at conveyor belts at our material recovery facility on Colson Road, then compressed into bales and transported to a recycling processor for turning into paper, boxes, tins, cans, containers and other plastic products.

By recycling you help save energy, greenhouse gas emissions, water and the use of new resources.

Glass



Glass bottles and jars are sorted by colour by collectors at the kerbside and stored in three separate sections in our glass recycling trucks.

Keeping glass separate from mixed recycling avoids the risk of broken glass fragments on other recyclables, which means we can recycle more. Glass is infinitely recyclable, making new bottles and jars.

Landfill



Items placed in your landfill bin get transported to Bonny Glen Landfill near Marton, and buried in the ground. This takes valuable resources out of our economy and requires new natural resources to make more products. Landfills also need to be managed to minimise effects on the environment, making them expensive to run.

Please recycle as much as you can and avoid items that aren't compostable or recyclable, so that as little as possible has to go to the landfill.

Other items

Check what can and can't be recycled in our Recycling Search at newplymouthnz.com/Recycling. Learn more about reuse and recycling options for different products in the Zero Waste Directory at zerowastetaranaki.org.nz.

Green waste

Compostable garden waste should not be placed in your landfill bin. Compost green waste at home or drop it at one of our transfer stations for a fee, or organise a green waste collection with a commercial collector.

Only non-compostable plants such as flax or agapanthas, or noxious weeds such as Tradescantia/wandering willy or wild ginger, can be placed in your landfill bin.

Have too much recycling for your bins?

Transfer stations take recyclables for free, and green waste and landfill waste for a fee.

New Plymouth Transfer Station	Waitara Transfer Station	Inglewood Transfer Station	Ōkato Transfer Station	Tongapōrutu Transfer Station
76 Colson Road, New Plymouth	33 Norman Street, Waitara	277 King Road, Inglewood	186 Hampton Road, Ōkato	110 Hutuwai Road, Tongapōrutu
Open daily 8am - 4.30pm	Open Sat noon - 4pm Sun, Mon, Wed & Fri 1pm - 4pm	Open Mon & Thurs 9.30am - 11.30am Sat & Sun 1pm - 4pm	Open Sat, Sun & Tue 1pm - 4pm	Open Sun 1pm - 4pm
Closed Christmas Day, Boxing Day, New Year's Day, Good Friday, Easter Monday, Anzac Day.	Closed all public holidays	Closed all public holidays	Closed all public holidays	Closed all public holidays

Solving bin issues

Why was my bin not collected?

If your bin isn't picked up, make sure you:



Put it out before 7am.

If you missed the cut-off, put the bin out on its next collection week, on your collection day. If it's urgent, take the contents to your closest transfer station (free for glass and recycling, charges for landfill waste).

Have the right collection week.

Check the NPDC Recycling and Rubbish smartphone app or the Recycling and Rubbish Day search on our website at newplymouthnz.com



Look for a tag or sticker that shows an incorrect item was placed in the bin.

If so, the sticker tells you what type of item isn't allowed. Remove the incorrect items and put your bin out on the next collection week for that bin.



Our waste collection contractors are trained to recognise the wrong items placed in recycling and food scraps bins. We also carry out random bin audits to check the correct items are being recycled and composted. Please feed the correct items to the right bin so your collection service can continue.

Look for a sticker that shows that your bin was too heavy.

- Glass crate needs to be a maximum of 12 kg
- Food scraps bin a maximum 10 kg
- Recycling bin a maximum 70 kg
- Landfill bin a maximum 35 kg
- Please keep glass below the top of your crate



Remove some of the weight and put your bin out on the next collection week for that bin.

Don't use bags, boxes or other types of containers.

Items can only be picked up in a NPDC bin or glass crate. Contact us if you need a replacement bin (charges may apply).

Phone or email us if you're not sure why your bin wasn't collected. (See the back cover for details.)



Is there a backdoor pick-up service if I'm elderly or have limited mobility?

If you require assistance getting your bins to the kerb, you can apply for a service to pick up your bins directly from your property, for an annual fee.

Learn more about the service and required medical evidence on our website, or phone us on 06-759 6060.



Check out our lids for what we eat

Week by week we're all working towards Zero Waste!



Learn more at
newplymouthnz.com/Recycling

Download the NPDC Recycling and Rubbish app for weekly prompts on which bin to take out each week!



NPDC

newplymouthnz.com

06-759 6060

enquiries@npdc.govt.nz